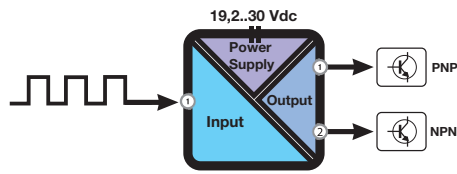




K112

UNIVERSAL DIGITAL COUPLER/ISOLATOR



K112 isolation module has been designed to adapt specific on/off sensors to a standard NPN and/or PNP connection. It's a useful solution to interface a proximity sensor with a plc. The two outputs (PNP and NPN) can be utilized simultaneously. A 2-way galvanic isolation among input // output circuits assures the integrity of your data.

TECHNICAL SPECIFICATIONS

General Data

Power supply	19,2..30 Vdc
Power consumption	500 mW
Isolation	1.500 Vac (2 way)
Transducers Power Supply	Yes
Status Indicators	Power, output state
Accuracy	-
Response time	-
Settings	Dip-switches
Mounting	35 mm DIN rail guide
Protection Degree	IP20
Operating Temperature	-20..+65 °C
Dimension (W x H x D)	6,2 x 93,1 x 102,5 mm

Input

Channel Numbers	1
Pulses	Contact IEC 1131.2 (type1) Namur (DIN 19234, EN 60947-5-6) NPN / PNP (12 o 22 V) 2/3 wires Reed Photocell Max frequency: 400 Hz

Output

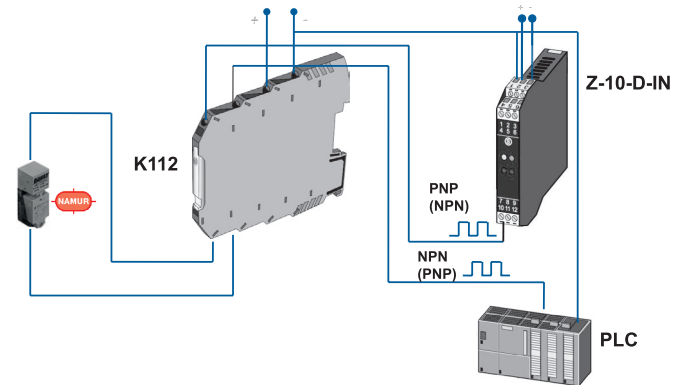
Channel Numbers	1
Contact	PNP e NPN simultaneous channels Max current 200 mA Max voltage 30 V (continuous), 50 V (pulse)

Standard

Approval	CE
Norms	EN 50081-2; EN 55011; EN 50082-2; EN 61000-2-2/4; EN 50140/141; EN 61010-1

APPLICATION NOTE



Isolated digital coupling Namur sensor - acquisition system / PLC







ORDER CODES

Code	Description
K112	Universal digital coupler/isolator, power supply 19,2..30 Vdc

ACCESSORIES & SOFTWARE

	
K-BUS Backplane for power connection pg. 114	K-SUPPLY Redundant power supply module pg. 114

SIMILAR PRODUCTS

			
Z104 DC current/voltage to frequency isolator/converter pg. 93	Z111 Frequency to DC current/voltage isolator/converter pg. 94	K111 Isolated dual output frequency trip amplifier pg. 111	S311D Frequency / digital input indicators - totalizers pg. 124