

S LINE - HIGH PERFORMANCE SOLUTION IN A COMPACT SIZE

S315

Loop powered display, 4-20 mA input




CE EN 61000-6-4
EN 64000-6-2
EN 61010-1



High Accuracy
A/D resolution
Thermal Stability
Input
Power supply
Max Voltage drop
Settings
Small dimension
Operating temperature
Special Version

Max error 0,05%,
16 bit
0,005%/°K
Current 4-20 mA
by the input loop (max 30 V)
7 V
Front Key Buttons, protected by a password
96x48x40 mm
-10..+65 °C
Available in IP66 housing too



➔ For further information, please visit www.seneca.it

S315

Loop powered display, 4-20 mA input



ORDER CODE

Model	S315	Loop powered display, 4..20mA input
	S315-IP66	Loop powered display, 4..20mA input (IP66 housing)

TECHNICAL SPECIFICATIONS

GENERAL FEATURES

Power supply	By the input loop (max 30 V)
Voltage drop	Max 7 V [6,2 V + (50Ω * 4-20 mA)]
ADC resolution	16 bit (40.000 points)
Memory	EEPROM, 10 years

DISPLAY AND MEASURE

Display	LED, 4 digits
Front buttons	3 (down, up, menù)
Accuracy	0,05%
Thermal stability	0,005%/°K
Linearity	0,05%
Electromagnetic interf.	< 1%
Error warning	Value > 3% of full scale or greater than 9999 Value < 3% of start scale or lower than -9999

INPUT

Channel	1
Type and range	Current (4-20 mA)

THERMOMECHANICS FEATURES

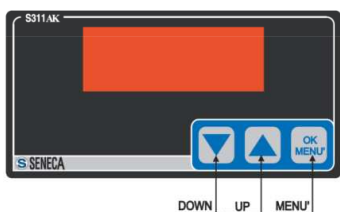
Operating temperature	-10..+65°C
Storing temperature	-30..+85°C
Humidity	Min 30%, max 90% not condensing
Housing	PPO auto extinguish, DIN 43700
Protection degree	IP65
Terminal blocks	Screws: 2 ways (power supply)
Dimensions (wxhxd)	96 x 48 x 40 mm
Hole dimension	91x45 mm
Weight	200 g

SETTINGS AND NORMS

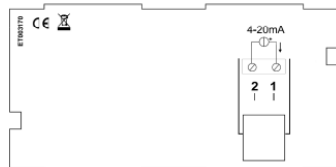
Settings (menù buttons)	Password, input type, start / full electric scale, start /full display scale, decimal point, filter level
Access protection	Via password
Conformity	CE
Norms	EN 61000-6-4, EN 64000-6, EN 61010-1, EN 60742

LAYOUT AND DIMENSION

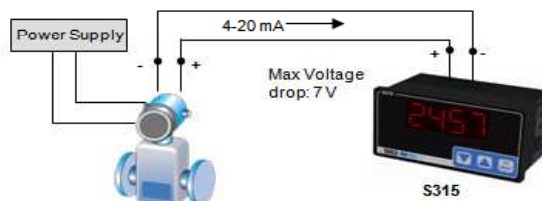
Buttons position (side part)



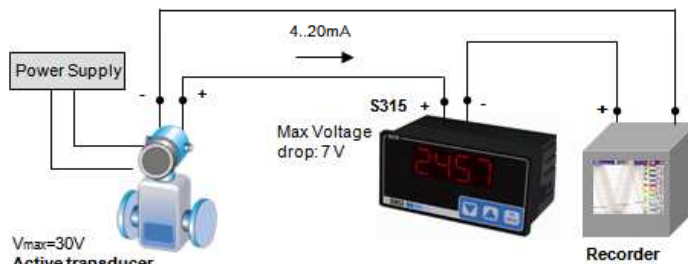
Terminal block (with power supply & signal input)



Application example

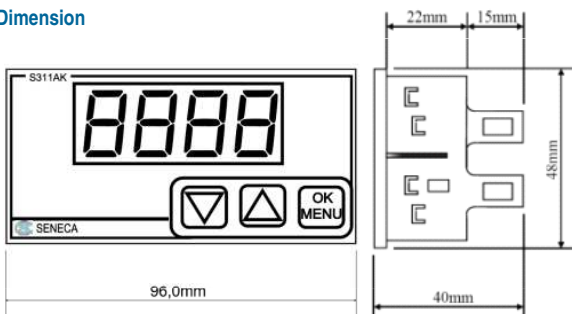


Application example with few devices in the same current loop



S315 is powered by an active loop which must supply a voltage value greater than the maximum voltage drop (7 V). The calculation has to consider the internal voltage drop of the transducer and the other devices connected into the loop, beside the loss ratio concerning the connection cables.

Dimension



via Germania, 34 • 35127 Padova - Italy - Ph +39 049 87.05.359 (.408)
Fax +39 049 87.06.287 • www.seneca.it • info@seneca.it

Document subject to modifications and revisions. Reproduction forbidden if not authorized.

S315_0902_EN