

S-LINE

S311D

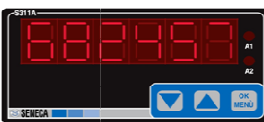
Indicator-totaliser with universal digital input

S-LINE

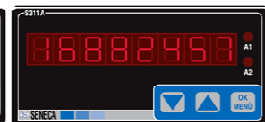
Modular Indicator - Totaliser



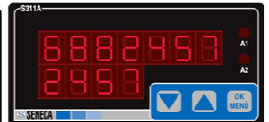
4 Digits



6 Digits



8 Digits



7+4 Digits

- ▶ Display LED 4, 6, 8, 4+7 digit
- ▶ Input: Reed, npn 2 wires, npn 24 V (3 wires), pnp 24 V (3 wires), NAMUR, Photoelectric, Hall, 24 V Input, TTL, Variable Reluctance
- ▶ Output: - analogue mA/V
- digital, npn
- ▶ View of the instantaneous and/or integrated input value
- ▶ Power supply 80-265 Vac; 10-40 Vdc / 19-28 Vac
- ▶ Power for transducers
- ▶ Increment or decrement totalizing of the digital input signal
- ▶ Optional: nr 2 SPDT relay alarms, RS485 ModBUS RTU interface, reset

TECHNICAL DATA

Indicator - totaliser



GENERAL FEATURES

Power supply S311D-XX-L: 10-40 Vdc, 19-28 Vac 50-60 Hz, max 3W
S311D-XX-H: 85-265 Vac 50-60 Hz, max 3W

Max consumption 3 W

Transducers Power Supply Max 17 V

Rejection 50 – 60 Hz

CPU 8 bit

Memories EEPROM data memory 10 years

VISUALIZATION AND MEASUREMENT

Display LED 4, 6, 8, 11 (4+7) figures

Status indicators 2 alarms led on threshold

Front Buttons Three buttons for navigation

Errors on display Alarm, burn-out

Accuracy 0,1%

Stability 0,01%/K

Frequency range 0,00015 Hz..10KHz

Frequency resolution 0,05%

INPUT DATA

Channel 1

Type and range

- Reed
- npn 2 wires
- npn 24 V (3 wires)
- pnp 24 V (3 wires)
- NAMUR
- Photoelectric
- Hall
- 24 V Input
- TTL
- Variable Reluctance

Reset Yes: by digital input and by front buttons

ORDER CODES

Modello	S311D	Indicator-totaliser with digital / frequency input
Display	-4	4 digits
	-6	6 digits
	-8	8 digits
	-11	4+7 digits
Power Supply	-H	80-265 Vac
	-L	10-40 Vdc / 19-28 Vac
Options	-O	Optional card with serial output RS485 Modbus isolated and 2 alarms relay + optoisolated digital input
	/T	Cabling and configuration service

OUTPUT DATA

Analogue channels	1
Type and Range	0-10 V (min 1K) 0-20 / 4-20 mA (max 500 ohm)
Impedance	NA
A/D Resolution	10.000 points
Transducers Power Supply	Yes, max 20 mA
Optional Card	N° 1 serial output ModBus RTU Slave RS485 + N° 2 relay output SPDT 220 Vac 8A (resistive load), 2A (inductive load) + n° 1 digital input with reset function

THERMOMECHANIC DATA

Operating Temperature	-10..+60 C°
Storage Temperature	-20..+85 C°
Umidity	min 30% max 90% not condensing
Case	PPO autoextinguish by DIN 43700
Front Protection	IP65
Terminals	Extraction, step 5
Dimensions	96x48x98 mm
Drill Gauge Dimensions	91x45 mm
Weight	200 g

SETTINGS AND RULES

Software Settings
Menu Integrate
External Buttons

Input type, end-scale, start-scale, decimal point, visualization end-scale, visualization start-scale, filter time, alarm threshold, hysteresis (alarm), activation-deactivation alarms delay, type and scale output re-transmitted, parametres ModBUS (address, parity, delay, baud rate), contrast and display brightness, burn-out thermocouple and Pt100, integrator visualization, reset totalizer

Dip Switch Settings	No
Cabling	Yes, in factory
Compliance	EN 61000-6-4/2002, EN 61000-6-2/2005, EN 61010-1/2001

